

DEVELOPMENT OF SMART MATERIAL-BASED STRUCTURAL INTEGRITY MONITORING SENSORS FOR DETECTING THE FRACTURE SIGN IN DRY STORAGE

YONGDEOG KIM, TAEHYEON KIM SEONGHWAN CHUNG

*KHNP Central Research Institute
70 Yuseong-daero, Yuseong-gu, Daejeon, 34101*

SANGHEE YOON

*Department of Mechanical Engineering, Inha University
Incheon 22212, Republic of Korea*

ABSTRACT

A construction of permanent disposal repository for spent nuclear fuels comes up against difficulties in the world and consequently the dry storage period of spent nuclear fuel is inevitably prolonged. The long-term use of dry storage canisters (or dry storage casks) may threaten their safe operation due to the performance degradation. Recently, chloride-induced stress corrosion cracking (CISCC) is reported to be generated at the welding zone of dry storage canisters. There have been extensive efforts to develop functional technologies for monitoring the welding zone of dry storage canisters. The technologies are, however, in the early stages of development and cannot achieve real-time, off-site monitoring for dry storage canisters. The objective of this study is to develop smart paint-based structural integrity monitoring sensors for detecting the fracture sign prior to CISCC in dry storage canisters. The characteristics of the smart paint-based sensor materials corresponding to crack propagation were investigated in this study.

1. Introduction

1.1 Background and objective

The Regulation for the independent storage of spent nuclear fuel, e.g., 10 CFR 72.122(h)(4)[1], require that a spent fuel storage system should be continuously monitored with routine surveillance programs or active instrumentation. The continuous monitoring system during storage especially enables us to determine the status of a dry storage system and to verify the continued efficacy of the system on the basis of measurements of specified parameters including temperature, radiation, confinement, and functionality and/or characteristics of components of the system. Storage confinement systems must have the capability for continuous monitoring in a manner such that the licensee will be able to determine when corrective action needs to be taken to maintain safe storage conditions. Many countries have been trying to develop structural integrity monitoring (SIM) technologies for securing the confinement of dry storage canisters by measuring temperature/pressure change or using robot-assisted nondestructive method. These methods are, however, very limited for detecting an early fracture sign in the storage canister and applying to narrow and niche location between concrete overpack and canister. Thus, there is a high-priority technology need for the SIM of dry storage canisters that can achieve real-time, off-site monitoring for dry storage canisters. This study has been performed focused on developing smart paint-based structural integrity monitoring sensors for detecting the fracture sign prior to CISCC in dry storage canisters. Here, we develop a structure integrity monitoring sensor made of at least 3 kinds of smart paints having differently controlled fracture strains and electrical resistances at fracture. When a dry

storage canister is deformed, the smart paints painted on the dry storage canister (especially, its outermost surface) are sequentially fractured according to their fracture strains. A change in the electrical resistance of the structure integrity monitoring sensor induced by each smart paint's fracture is used to detect the fracture sign of a dry storage canister prior to CISC generation therein.

1.2 Conceptual design and working principle

The sensing unit consists of N unit sensing elements, each of them is made of smart paints with differently controlled mechano-electrical properties. When the crack is generated on the dry storage canisters, the unit sensing elements are sequentially fractured which accompanies a stepwise increase in the electrical resistance of the sensing unit. The fracture order of the unit sensing elements is consistent with the fracture strain order of the smart paints. Compared to usual crack propagation sensors, smart paint-based SIM sensor has a noticeable difference. All sensing elements in the usual crack propagation sensors are made of the same material having identical fracture strain, whereas the sensing elements in this sensor are made of smart paints having differently controlled fracture strains and electrical resistances at fracture. The structure integrity monitoring sensor can therefore the fracture sign of a dry storage canister (prior to CISC generation) and even the existence of fracture. The sensor is painted in a zig-zag shape, instead of a line shape, around the welding zones to cope with the crack growth in an unpredictable direction. In respect to de-cohesion of the SIM sensor from the SUS 304 specimen of interest, this sensor was measured to have no de-cohesion from the specimen up to a strain of 200%. Figure 1 and 2 show a conceptual schematic design and working principle of the smart paint-based SIM sensor respectively.

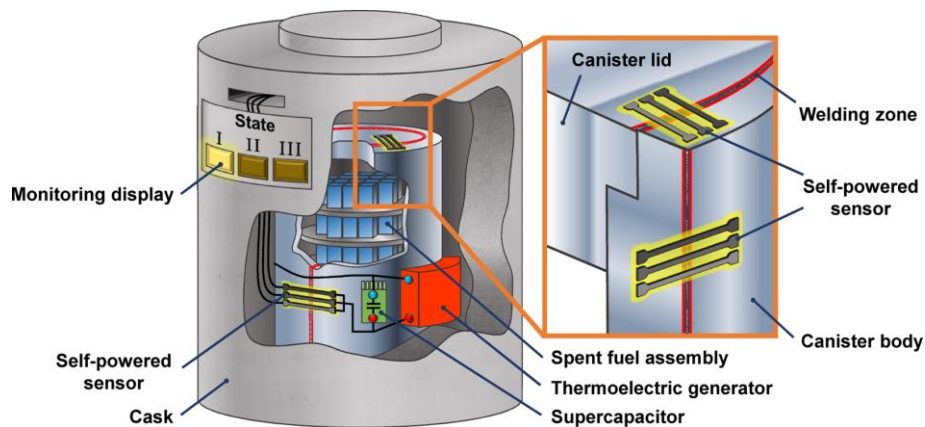


Fig 1. Conceptual schematic design of the smart paint-based SIM sensor

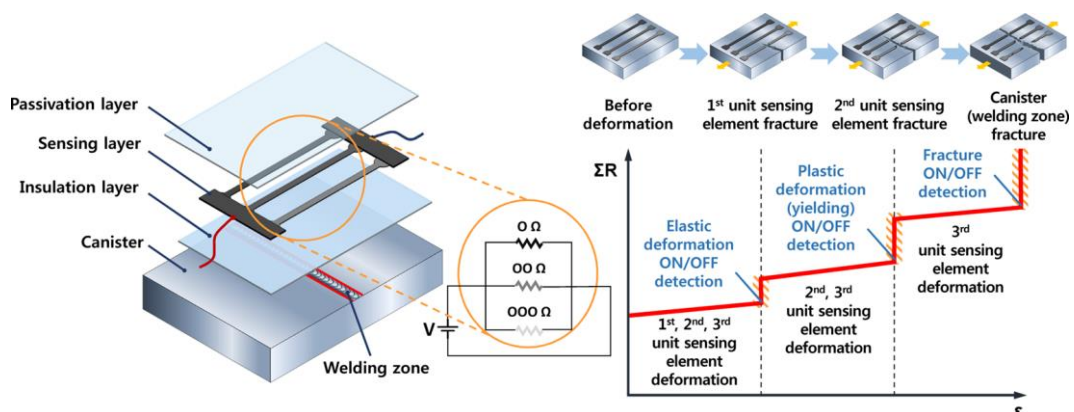


Fig 2. Working principle of the smart paint-based SIM sensor

2. Sensor Materials

A functional polymer-matrix composite (PMC) with controllable material properties is emerging as a promising material for the smart sensors in structural integrity monitoring. A GnF/PDMS composite is developed as a new functional PMC by blending graphite nanoflakes (GnFs) with polydimethylsiloxane (PDMS) where GnF and PDMS are used as reinforcing/conductive filler and an elastic host matrix, respectively [2]. The GnF/PDMS composite, composed of GnFs bound together by PDMS, is a functional PMC with controllable mechano-electrical properties such as elastic modulus, E , fracture strain, ϵ_f , electrical conductivity, σ , and gauge factor, GF. Fig 3 shows changes in the mechano-electrical properties of a GnF/PDMS composite caused by variations in GnF aspect ratio and GnF concentration. The mechano-electrical properties (i.e., E , ϵ_f , σ , and GF) of the functional PMC are significantly changed in a controllable manner by adjusting GnF aspect ratio and GnF concentration. This makes the GnF/PDMS composite as a promising material for the development of smart sensors in SIM.

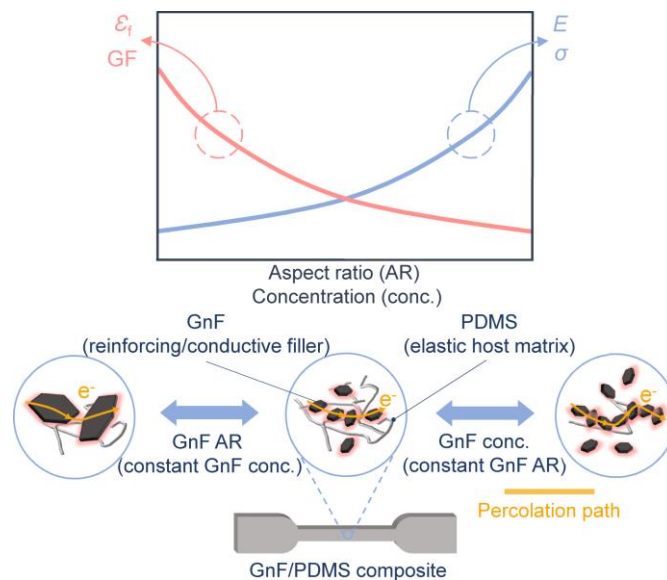


Fig 3. Changes in the mechano-electrical properties of a GnF/PDMS composite (reproduced from Ref [3, 4]).

3. Tensile Tests

For the dumbbell-shaped and circumferentially welded SUS-304 test specimens with a diameter and thickness of 38.1 and 0.9 mm respectively, the post-crosslinking elastic modulus was quantified with tensile test. The load-displacement curve obtained from tensile tests was used to calculate the post-crosslinking elastic modulus. A customized tensile testing system (Instron-5569) was used to measure the mechano-electrical properties of the GnF/PDMS composite concurrently. The system consisted of a z-axis moving stage equipped with a load cell, a multimeter (34401A, Keysight Technologies Ltd., UK), and an acquisition system for force-time (F-t) and resistance-time (R-t) data (Fig 4). The z-axis moving stage moved at a constant crosshead speed of 1 mm/s and the load cell had a capacity of 50 kN; the data acquisition rate was 0.1 kS/s. Each specimen was mounted to the z-axis moving stage using acrylic holder on each of which a Cu electrode was patterned; the specimen and acrylic holds (with Cu electrodes) were pneumatically gripped at a constant operating pressure to secure firm contact between specimen and electrode keeping the same contact area. The F-t and R-t data from tensile tests were used to create mechanical stress vs. strain (σ_m vs. ϵ) and

resistance vs. strain (R vs. ϵ) graphs. The mechanoelectrical properties (elastic modulus, fracture strain, conductivity, and gauge factor) of the GnF/PDMS composite were estimated from the graphs (Fig 5).

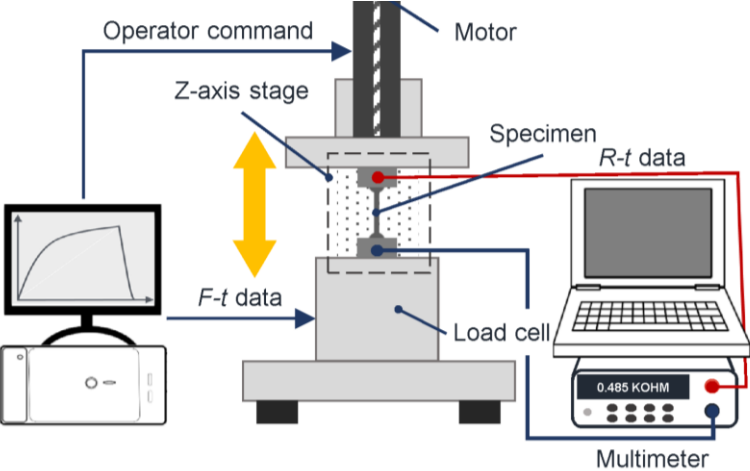


Fig 4. Experimental setup for the characterization of the GnF/PDMS composite as reproduced from Ref [3, 4]

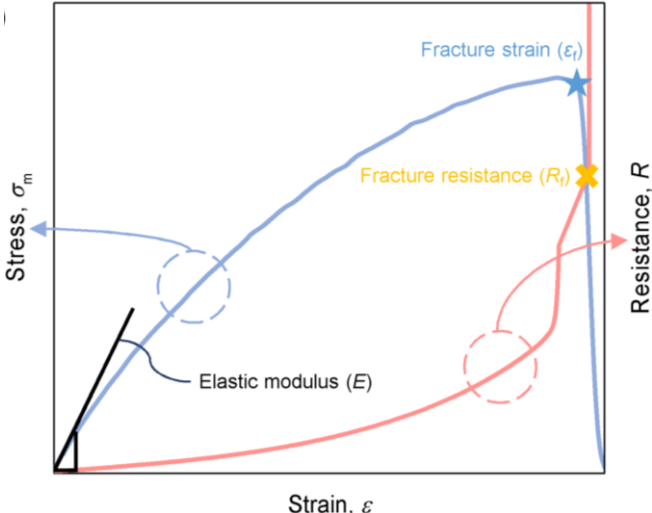


Fig 5. Stress vs. strain and resistance vs. strain graphs obtained from the specimen with tensile tests as reproduced from Ref [3, 4]

4. Results and discussion

The mechanoelectrical properties were characterized from the SUS-304 tensile test to verify whether this smart material sensor application is appropriate for detecting the fracture sign, in distinction from crack generation, in dry storage canisters. There is a clear indication that the stress increases as the strain increases while the resistance was on a plateau before the strain value reaches sensor breakage point. The fracture signs of the specimen, in other words, three distinct sensor breakages were detected at strain value of 0.009, 0.014 and 0.035 respectively as illustrated in Fig 6. The 3 sensing elements of the sensor painted on the SUS-304 mock-up of a dry storage canister were sequentially fractured at their fracture strains when the mock-up was deformed, which led to successful detection for the fracture sign of the mock-up prior to its physical fracture. The tensile test specimens corresponding to each sensor breakage are shown in Fig 7. The distinct specimen fracture behaviors were well matched with corresponding sensor breakage signals.

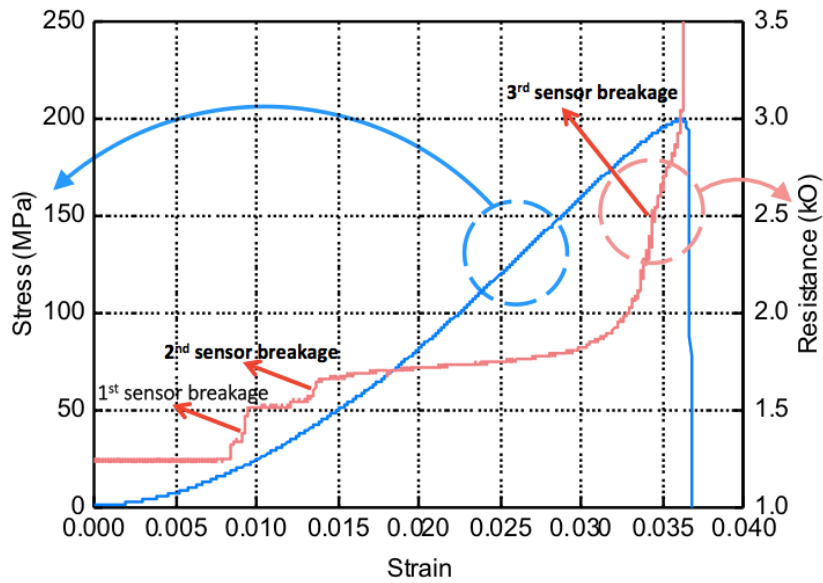



Fig 6. Stress vs. strain and resistance vs. strain graphs obtained from the specimen with SUS-304 tensile test



(a) 1st sensor breakage (b) 2nd sensor breakage (c) 3rd sensor breakage

Fig 7. SUS-304 tensile test specimen corresponding to sensor breakages

5. Conclusions

The characterization study on the mechano-electrical properties of smart material sensors was performed to investigate the potential for application of the smart material to the structural integrity monitoring sensor for detecting the fracture sign, in distinction from crack generation, in dry storage canisters. The analysis demonstrated that the fracture signs of the specimen, in other words, three distinct sensor breakages were detected at certain strain values. The distinct specimen fracture behaviors were also well matched with corresponding sensor breakage signals. Structural integrity monitoring of dry storage canisters by the smart paint-based sensors would contribute to improve the safe operation of dry storage canisters and give an on-time preparation for the licensing of dry storage system and international-level

protocol preparation for dry storage canisters. The mechanoelectrical properties of smart material sensors at high temperature and irradiation environmental conditions are planned as a future study.

6. References

1. U.S. Code of Federal Regulations (CFR), Title 10, "Energy" Part 72, "Licensing Requirements for the Independent Storage of Spent Nuclear Fuel, High Level Radioactive Waste, and Reactor-Related Greater Than Class C Waste," January 1, 2001.
2. R.-M. Wang, S.-R. Zheng, Y.-P. Zheng, 1 - Introduction to polymer matrix composites, Polymer Matrix Composites and Technology, Woodhead Publishing 2011, pp. 1-548..
3. J. Kim, S. Oh, S.H. Yoon, Parameter study of microwave assisted exfoliation of graphite and its application to large deformation strain sensors, IEEE SENSORS 2014 Proceedings, 2014, pp. 1699-1702.
4. S. Park, J. Kim, K.-J. Jeon, S.-H. Yoon, Characterization on the Expanding Nature of Graphite in Microwave-Irradiated Exfoliation, Journal of Nanoscience and Nanotechnology 16(5) (2016) 4450-4455.